

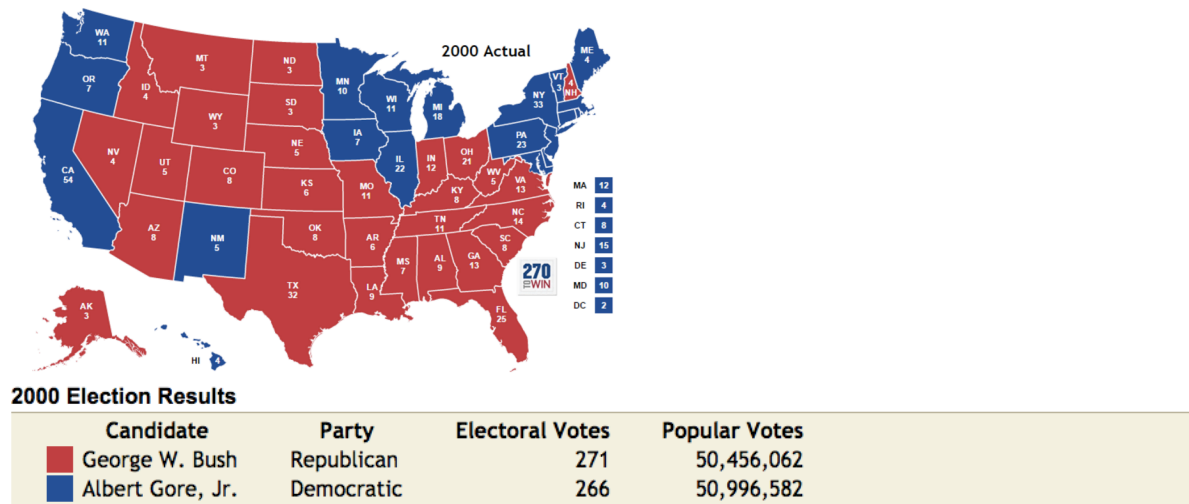
Name:

Date:

Problems with the Electoral College System

Directions: Evaluate each document carefully and identify what problem each document illustrates about the electoral college system. If you see a potential benefit, please also note.

Document 1: 2000 Presidential Election¹



Problem(s) illustrated:

How does the electoral college system cause this problem?

Document 2: 1992 Georgia Presidential election results²

	Presidential Candidate	Vice Presidential Candidate	Political Party	Popular Vote		Electoral Vote
	William Clinton	Albert Gore Jr.	Democratic	1,008,966	43.47%	13
	George Bush	J. Danforth Quayle	Republican	995,252	42.88%	0
	H. Ross Perot	James Stockdale	Independent	309,657	13.34%	0

¹ http://www.270towin.com/2000_Election/





² <http://uselectionatlas.org/RESULTS/state.php?year=1992&fips=13&f=0&off=0&elect=0>

Problem(s) illustrated:

How does the electoral college system cause this problem?

Document 3: 1824 Election results³

1824 Election Results

Candidate	Party	Electoral Votes	Popular Votes
 Andrew Jackson	Democratic-Republican	99	153,544
 John Quincy Adams	Democratic-Republican	84	108,740
 William H. Crawford	Democratic-Republican	41	40,856
 Henry Clay	Democratic-Republican	37	47,531

In the United States presidential election of 1824, John Quincy Adams was elected President on February 9, 1825, after the election was decided by the House of Representatives. This election is notable for being the only time since the passage of the Twelfth Amendment in which the presidential election was decided by the House of Representatives, as no candidate received a majority of the electoral vote. This presidential election was also the only one in which the candidate receiving the most electoral votes did not become president (because a majority, not just a plurality, is required to win). It is also often said to be the first election in which the president did not win the popular vote, although the popular vote was not measured nationwide.

Problem(s) illustrated:

³ http://www.270towin.com/1824_Election/

How does the electoral college system cause this problem?

Document 4: Select states' population and electoral vote statistics⁴

State	# of Electoral Votes	Population	Population per electoral vote
Wyoming	3	563, 626	187,875
Vermont	3	601,723	200,574
North Dakota	3	625, 741	224,197
Texas	38	25,145,561	661,725
New York	29	19,378,102	668,210
California	55	37,253, 956	677,345

Problem(s) illustrated:

How does the electoral college system cause this problem?

⁴ <https://makehoustongreat.files.wordpress.com/2012/10/states-and-there-electoral-votes.jpg>

Document 5: Where the 2012 Candidates spent their time and money⁵

Governor Mitt Romney spent \$147.8 million on tv ads but 99.9% of that money was spent on targeting voters in just 10 states. President Obama spent \$314.8 million on tv ads and 99.6% of that money targeting voters in those same 10 states.

Campaign visits by each candidate in the 2012 Election

	President Obama	Vice President Biden	Governor Romney	Congressman Ryan	Total
Colorado	5	3	6	9	23
Florida	9	8	15	8	40
Iowa	5	6	7	9	27
Michigan	0	0	0	1	1
Minnesota	0	0	0	1	1
Nevada	4	2	3	4	13
New Hampshire	4	4	3	2	13
North Carolina	0	2	1	0	3
Ohio	15	13	27	18	73
Pennsylvania	0	0	3	2	5
Virginia	6	4	17	9	36
Wisconsin	5	6	1	6	18
The 39 Other States	0	0	0	0	0
Total	53	48	83	69	253

Problem(s) illustrated:

How does the electoral college system cause this problem?

⁵ http://www.fairvote.org/presidential_tracker_2012#2012_campaign_events

Document 6: “Faithless” electors⁶

On 22 occasions, 179 electors have not cast their votes for President or Vice President as prescribed by the legislature of the state they represented. Of those, 71 electors changed their votes because the candidate to whom they were pledged died before the electoral ballot (1872, 1912). Two electors chose to abstain from voting for any candidate (1812, 2000).[2] The remaining 106 were changed by the elector's personal interest, or perhaps by accident. Usually, the faithless electors act alone. An exception was the 1836 election, in which all 23 Virginia electors acted together.

That election was the only occasion when faithless electors altered the outcome of the electoral college vote. The Democrat ticket won states with 170 of the 294 electoral votes, but the 23 Virginia electors abstained in the vote for Vice President, so the Democrat candidate, Richard Mentor Johnson, got only 147 (exactly half), and was not elected. However, Johnson was instead elected Vice President by the U.S. Senate, so faithless electors have never changed the final outcome of an election.

Problem(s) illustrated:

How does the electoral college system cause this problem?

⁶ https://en.wikipedia.org/wiki/Faithless_elector

Document 7: Voter turnout in swing states and safe states.⁷ ⁸

“Swing” States		
States with the closest outcomes in the 2012 Election	Margin of victory for the winning candidate	Voter Turnout
Florida	.88%	62.6%
North Carolina	2.04%	64.1%
Ohio	2.97%	64.5%
Virginia	3.87%	66%
Colorado	5.36%	70.7%

“Safe” States		
States with the widest margins of victory in the 2012 Election	Margin of victory for the winning candidate	Voter Turnout
Utah	47.88%	55.3%
Hawaii	42.71%	44.1%
Wyoming	40.28%	57.3%
Vermont	35.60%	60.3%
Oklahoma	33.54%	48.6%

National Voter Turnout: 57.5%

Problem(s) illustrated:

How does the electoral college system cause this problem?

⁷<http://uselectionatlas.org/RESULTS/data.php?year=2012&datatype=national&def=1&f=0&off=0&elect=0>

⁸ <http://www.usatoday.com/story/news/politics/2012/12/23/voter-turnout-swing-states/1787693/>